



IPSI 10 ECUADOR, 3-6 MARCH 2026

LANDCARE TASMANIA

AUSTRALIA



SATOYAMA
INITIATIVE




UNU
IAS




LANDCARE TASMANIA

THE LANDCARE PEAK BODY MODEL: Providing social infrastructure & scale for local action


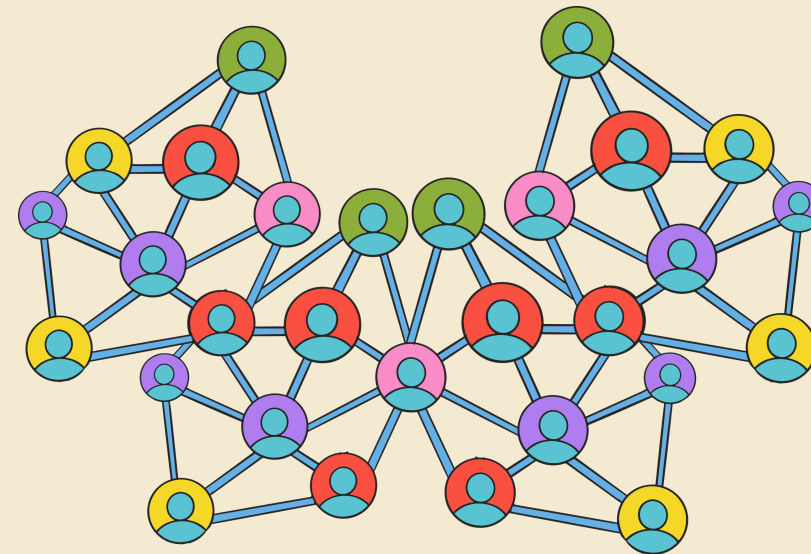

Local
Groups



State Peak Body
(Meso - scale)



National
International



IPSI 10 Ecuador, 3-6 March 2026




BENEFITS OF COMMUNITY GROUPS - TASMANIA'S LANDCARE EXAMPLE

- Landcare Tasmania network - 280 groups (8,500 members)
- A conduit to Government, NGOs & donors

These groups are enabled to have greater:

- stewardship in diverse SEPLS
- local social resilience
- reach & connection in landscape
- knowledge transfer & uptake
- involvement with Aboriginal groups & culture



ISSUES COMMUNITY GROUPS FACE IN TASMANIA

- Under-developed governance & finance
- Administration, reporting, grant writing, survey & communications fatigue
- Succession planning/story telling
- Reliance on 1-2 volunteers
- Pressure to participate in larger initiatives
- External organisations see groups as delivery agents rather than social institutions
- Long-term support & understanding of needs
- Public recognition





SOCIAL INFRASTRUCTURE SUPPORT - LANDCARE TASMANIA AS A PEAK BODY

- Annual membership - collects data
- Member Portal - access to Landcare Tas website
- EOI form - Projects, Training & Advocacy (State Project Bank: 380 proposals/needs)
- Risk infrastructure
 - Bulk insurance covers all groups
 - Small grants for admin, governance, equip.
- Devolved Grants:
 - Larger Peak Body projects that fund many small projects
 - Collective impact measurement & reporting





SOCIAL INFRASTRUCTURE SUPPORT - LANDCARE TASMANIA AS A PEAK BODY CONT.

- Outreach events including train the trainer program
- Education Program: 30 schools
- Community Nurseries and Seed Banking
- Catchment Action Planning - prioritise on-ground action
 - involves multiple stakeholders
 - incorporates Healthy Country Planning (HCP)
- Digital literacy training
- Digital Library
- Citizen Science Equipment Lending Library
- State Conference and Awards





ESSENTIAL SOCIAL INFRASTRUCTURE

- Tasmanian community groups in SEPLS are essential to environmental scaling
- Groups are fragile without peak body (Meso)
- The Landcare Meso Level provides:
 - social infrastructure to address risks
 - this framework is not recognised or funded
 - greater efficiency & transparency for larger funding & reporting
 - a conduit between community, Govt, business & donors
 - monitoring & maintenance of group health & knowledge through ongoing data collation
- Groups are institutions not delivery agents
- Invest in structure & relationships - scale follows



CBD



Landcare
Tasmania

THANK YOU

LANDCARE TASMANIA INC.

PETER STRONACH

LANDCARETASMANIA.ORG.AU

